


## WAREHAM FOREST • SWANAGE

via Wareham & Corfe Castle

Daily




	Wareham Forest Tourist Park	0930	1130	1430	1630
	Birchwood Tourist Park	0935	1135	1435	1635
	Hunters Moon Caravan Site opposite	0937	1137	1437	1637
	Wareham Rail Station	0944	1144	1444	1644
	Wareham South Bridge	0950	1150	1450	1650
	Stoborough Green	0953	1153	1453	1653
	Purbeck Park Norden Station	0959	1159	1459	1659
	Corfe Castle East Street	1003	1203	1503	1703
	Harmans Cross	1008	1208	1508	1708
	Swanage Bus Station	1018	1218	1518	1718

these stops are not served on Mondays to  
Fridays between 1 June to 17 July or  
1 to 11 September 2026 inclusive

## SWANAGE • WAREHAM FOREST

via Corfe Castle & Wareham

Daily

	Swanage Bus Station	1025	1330	1530	1730
	Harmans Cross	1035	1340	1540	1740
	Corfe Castle East Street	1040	1345	1545	1745
	Purbeck Park Norden Station	1044	1349	1549	1749
	Stoborough Green	1049	1354	1554	1754
	Wareham Red Lion	1054	1359	1559	1759
	Wareham Rail Station	1059	1404	1604	1804
	Hunters Moon Caravan Site outside	1103	1408	1608	R
	Birchwood Tourist Park	R	R	R	R
	Wareham Forest Tourist Park	1106	1412	1612	R

this journey does not run on Mondays to  
Fridays between 1 June to 17 July or  
1 to 11 September 2026 inclusive

R - serves this point to set down on request only

leave your car   
at the campsite  
& **EXPLORE**

connections to other routes in Wareham

